

# ARE YOU

# COLLEGE READY?



STOCKPORT  
COLLEGE

## Creative Media Activity

We live in a world at a time of uncertainty. As creatives, documenters and cinematographers it is our job to look at the world around us. Documenting this world gives us an ability to build an archive for the the next generation understand the impact for years to come.

For the coming weeks you are tasked to explore these three things;

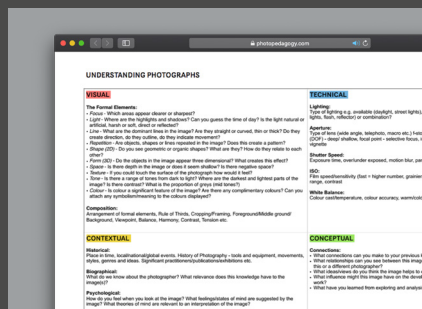
1. Learn a new skill
2. Develop skills you already have
3. Document the world around you

**Pick a task, research the artists suggested and respond to the task.** Document your exploration in a short film or blog. We would like to showcase your work in the first weeks of College. We'd love to see examples of your work as you are exploring the tasks.



## How to research

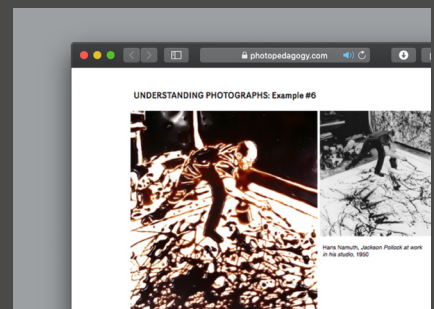
Research can be a tricky, everyone does it differently. These handouts help to breakdown what you can discuss when researching artist work and includes some examples on how this has been completed. You may find that you can't find information on every point, that's fine, sometimes you can't complete every point. Review the links and consider how these can help you in your research.



**Example of Research #1**  
UNDERSTANDING PHOTOGRAPHS




**Example of Research #2**  
UNDERSTANDING PHOTOGRAPHS,  
EXAMPLE 1



**Example of Research #3**  
UNDERSTANDING PHOTOGRAPHS,  
EXAMPLE 6

Resources you may need/have, you don't need to have all or any of these, use what you have.

## Technology:



CAMERA



CAMERA PHONE/  
WEBCAM



TABLET



LAPTOP/ PC



SCANNER

# College Ready Tasks



## TASK 1

Use leaflets and letters from the post that you don't need or want, use these to create a collage inspired by what is written in the letters or on the leaflets. Don't stick these down and don't fix them in place. Use any background to create this work. Document them using your camera or phone. Then discard the piece you have made and start again. Create a new collage each day for a week. You can create these by being a precise or as rough as you like, try tearing or using scissors. Collect a minimum of 5 images per artist and use the points in the research help handouts to structure your work.

Please incorporate the following:  Mark making  Think of composition  Mediums/Different materials

### Research for this Task:



**PETER BLAKE**  
STUDIO VISIT | TATESHOTS



**MARCPAPERSCISSOR: CUT**  
PAPER COLLAGE ARTIST



**ADAM HALE: THE COLLAGE ARTIST**  
WHOSE WORK HAS BEEN USED BY  
ADIDAS AND MULBERRY



**HENRI MATISSE: THE CUT-OUTS**



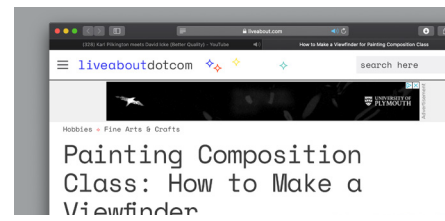
## TASK 2

Pick a window in your house, use this as your view point, document your view over a number of days. Document these views with different skills and mediums you have been exploring. You could use a view finder to narrow your view further, considering your composition and separating your window into smaller areas of study.

Please incorporate the following:

- Think of composition  Mediums  
 Make a viewfinder

### Research for this Task:



USE THIS WEBSITE TO MAKE A VIEWFINDER



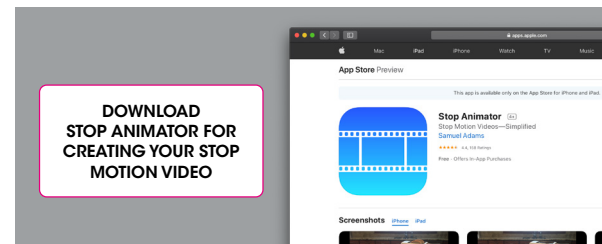
## TASK 3

Document the sky each day using still image or film, changing the scale and mood of the piece according to the different weather types over the period of a week.

Please incorporate the following:

- Visual Recording  Stop animation  
 Still image

### Research for this Task:



## TASK 4

Using your hour walk a day plan out a route. Repeat this route over the course of a week. Draw, paint, photograph, film what you see.

Please incorporate the following:

- Photography  
 Compositions  
 Documentary  
 Observational drawings

### Research for this Task:



William Eggleston: [www.artnet.com/artists/william-eggleston](http://www.artnet.com/artists/william-eggleston)



Martin Parr: [www.martinparr.com](http://www.martinparr.com)





### TASK 5

Focus on self portraits, document your time throughout Lockdown, document these self portraits with different skills and mediums you have been exploring.

Collect a minimum of 5 images per artist and use the points in the research help handouts to structure your work.

Please incorporate the following:

- Think of composition
- Mediums

### Research for this Task:



Cindy Sherman  
[www.artnet.com/artists/cindy-sherman](http://www.artnet.com/artists/cindy-sherman)



The Selfie:  
[www.photopedagogy.com/the-selfie.html](http://www.photopedagogy.com/the-selfie.html)



Artpedagogy Self portraits:  
[www.artpedagogy.com/self-portraits-pt1-about-face.html](http://www.artpedagogy.com/self-portraits-pt1-about-face.html)  
[www.artpedagogy.com/self-portraits-pt2-more-than-just-a-pretty-face.html](http://www.artpedagogy.com/self-portraits-pt2-more-than-just-a-pretty-face.html)



### TASK 6

Set up a still life in your house using found objects, construct this near a window. Tell a story of lockdown, document the fall of light against your still life at different times of the day.

Please incorporate the following:

- Animation
- Photoshop
- Photography
- Observational drawings

### Research for this Task:



Vanitas Definition:  
[www.tate.org.uk/art/art-terms/v/vanitas](http://www.tate.org.uk/art/art-terms/v/vanitas)



Pauletter Tavormina:  
[www.widewalls.ch/still-life-photographers/pauletter-tavormina/](http://www.widewalls.ch/still-life-photographers/pauletter-tavormina/)



Vanitas photography tutorial: <https://iso.500px.com/vanitas-still-life-photo-tutorial/>



### TASK 7

Observe/document how many items with logos you use each day, look at the different typefaces used etc. Draw these over the top of each other. Draw them on different sheets and cut them out to make a collage, thinking in a Dada style. Try to cut up type from packaging/magazines etc.


Please incorporate the following:

- Visual recording
- Mark making

### Research for this Task:




Cecil Touchon  
[www.artsy.net/artist/cecil-touchon](http://www.artsy.net/artist/cecil-touchon)




DADA:  
[www.tate.org.uk/art/art-terms/d/dada](http://www.tate.org.uk/art/art-terms/d/dada)



Tristan Tzara  
[www.dadart.com/dadaism/dada/037-Tzara.html](http://www.dadart.com/dadaism/dada/037-Tzara.html)



Hannah Höch  
[www.moma.org/artists/2675](http://www.moma.org/artists/2675)



Kurt Schwitters  
[www.tate.org.uk/art/artists/kurt-schwitters-1912](http://www.tate.org.uk/art/artists/kurt-schwitters-1912)



Raoul Hausmann  
[www.tate.org.uk/art/artists/raoul-hausmann-1254](http://www.tate.org.uk/art/artists/raoul-hausmann-1254)



### TASK 8

Watch the news, read the papers (if you can get them), write down stories that appeal to you or that don't appeal to you.

Write from a fictional point of view, a newspaper article about an issue and how it may impact your local community.

Record this as a piece to camera.

### Research for this Task:



BEHIND THE SCENES OF THE PIRATES!  
IN AN ADVENTURE WITH SCIENTISTS